

# WASHINGTON UPDATE

Peter Harsha, CRA Dir. of Gov't Affairs

CCC Council Meeting

November 16, 2018



## THE PLAN

- Unfinished Business
- Election Results
- Implications for CCC?

# **FY 2019 APPROPRIATIONS**

## FY 2019 APPROPRIATIONS

- Most of government funded for FY19
- Commerce, Justice, Science and Homeland Security still unfunded.
- Shutdown threat

## **FY 2019 ENERGY AND WATER (COMPLETED!)**

- Office of Science up \$390M (5 percent)
- ASCR up \$126M to \$936M (15 percent)
- ARPA-E up \$14M to \$366M (4 percent)
- Includes \$13 million for AI and big data in the SciDAC partnerships

## **FY 2019 DEFENSE S&T (COMPLETED!)**

- **6.1 Basic Research - +\$280M to \$2.62B (11.8%)**
- **6.2 Applied - +\$390M to \$6.07B (7.7%)**
- **6.3 Adv. Tech Dev. - +\$520M to \$7.36B (8.0%)**
- **DARPA - up \$360M to \$3.43B (11.7%)**

## **FY 2019 LABOR HHS – NIH (COMPLETED!)**

- Overall, up \$2.72B to \$39.8B (5 percent)

## FY 2019 NATIONAL SCIENCE FOUNDATION

- House approves +5.2 percent overall (\$8.12 billion)
  - 5.0 percent increase to R&RA
  - EHR is Flat
  - MREFC up 50 percent (telescopes and RCRV)
- “The Committee believes it is strategically important to preserve U.S. leadership in quantum computing and urges NSF to make significant investments in this area.”



## FY 2019 NATIONAL SCIENCE FOUNDATION

- Senate approves +3.9 percent overall (\$8.18 billion)
  - 3.6 percent increase to R&RA
  - EHR receives a 1.4 percent increase
  - MREFC up 36.4 percent (telescopes and RCRV)

## FY 2019 THE REST

- NASA Science - +7.4% in the House; +2.9% Senate
- NIST - essentially flat funding for Research

## COMPLICATING FACTORS

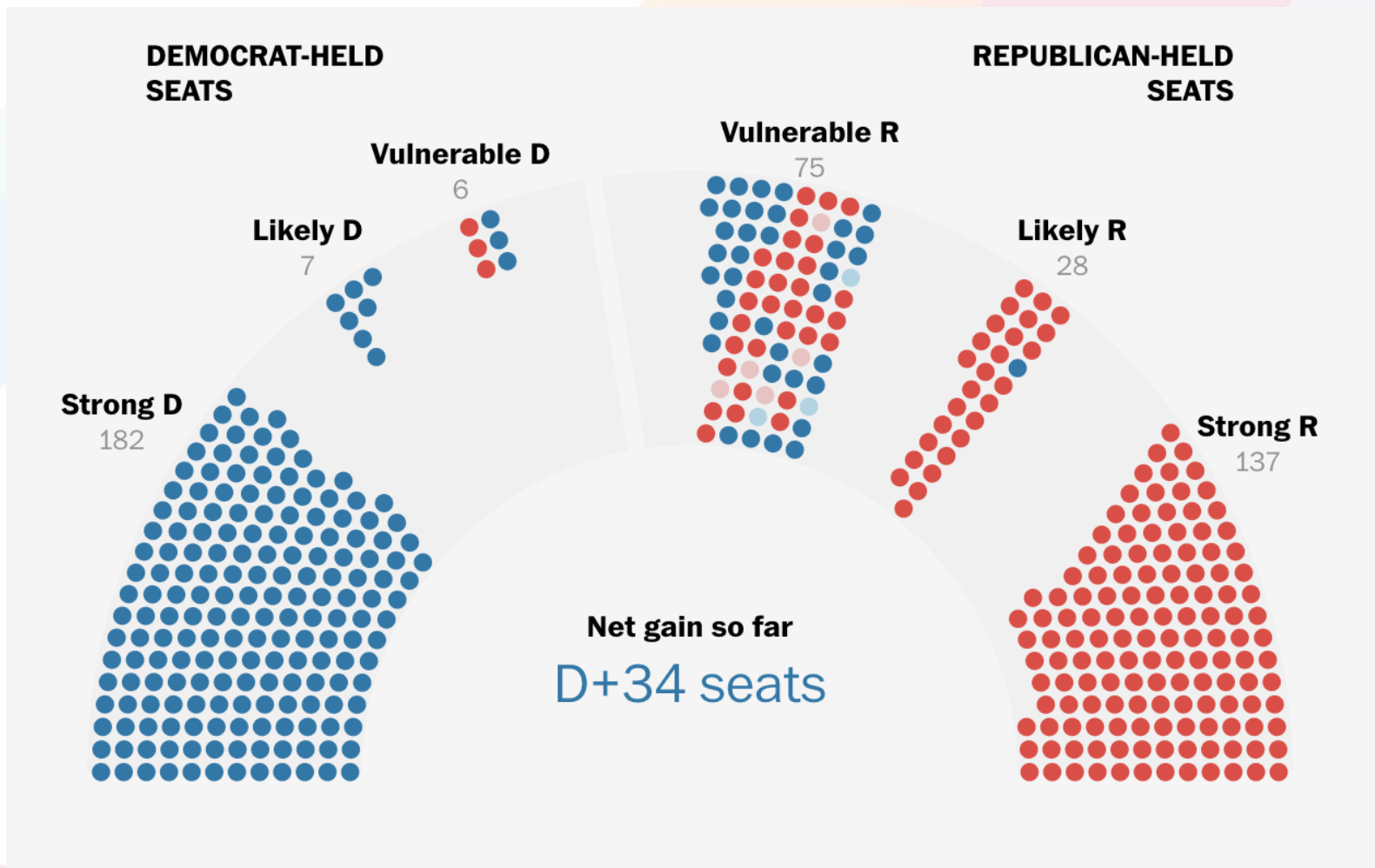
- Trump's appointment of Matt Whitaker as Acting AG motivating "protect Mueller" provisions (CJS)
- Trump's Wall (HS)
- Rider re: Census question about citizenship (CJS)

## POTENTIAL APPROACHES

- December 7th Deadline
- A 7-bill Omnibus
- A 4-bill Minibus followed by a 3-bill minibus
  - Interior/Financial Services/Ag-FDA/Trans-HUD
  - State-FO/CJS/HS
- Everything but HS
- CR/Shutdown

# **ELECTION RESULTS**

# HOUSE OF REPRESENTATIVES



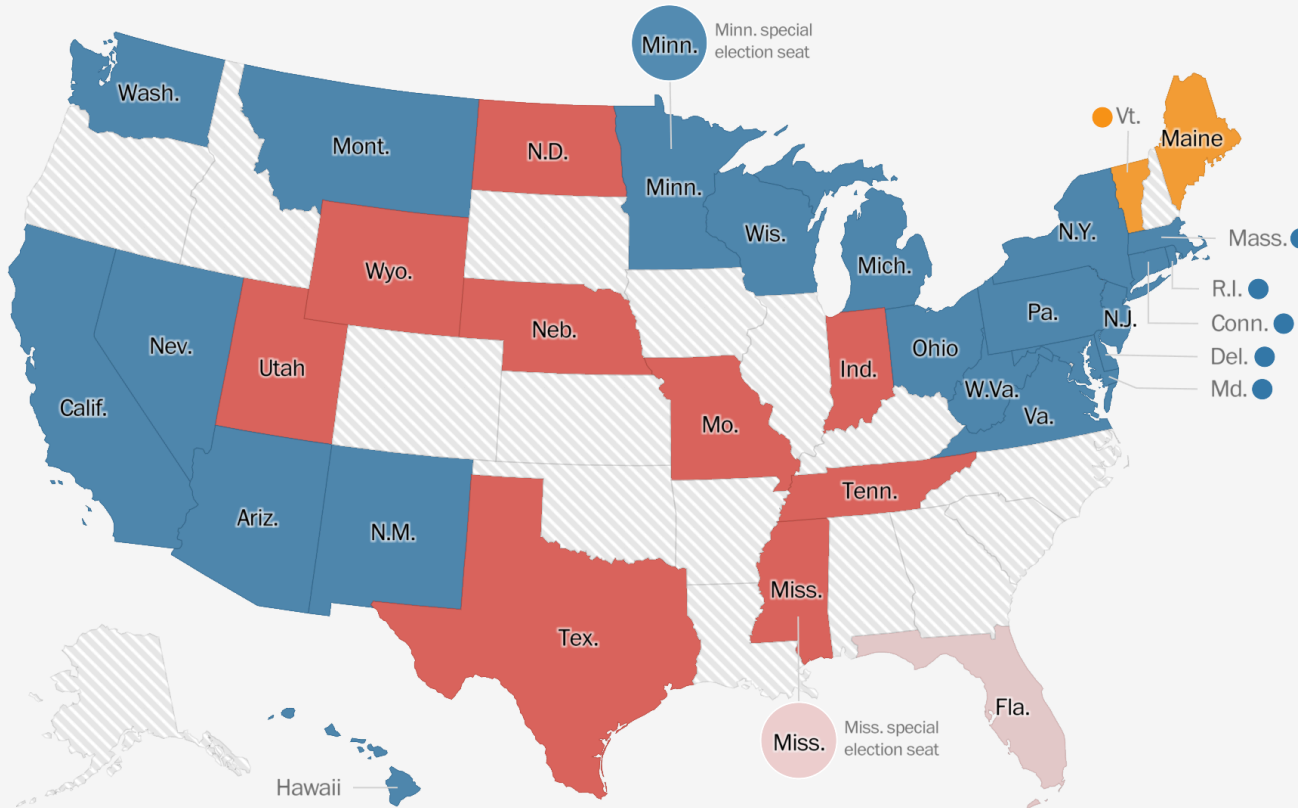
Looking like the final total will be closer to D+38.

Graphic: Washington Post, <https://www.washingtonpost.com/election-results/house/>



**CRA**  
Computing Research  
Association

# SENATE



## Battleground Senate races

|         | Lead/Win            | Incumbent   |
|---------|---------------------|-------------|
| Ariz.   | Sinema (D) +1.7     | R (Open)    |
| Fla.    | Scott (R) +0.2      | D Nelson    |
| Ind.    | Braun (R) +5.9      | D Donnelly  |
| Minn. S | Smith (D) +10.6     | D Smith     |
| Mo.     | Hawley (R) +6.0     | D McCaskill |
| N.D.    | Cramer (R) +10.9    | D Heitkamp  |
| N.J.    | Menendez (D) +10.6  | D Menendez  |
| Nev.    | Rosen (D) +5.0      | R Heller    |
| Ohio    | Brown (D) +6.4      | D Brown     |
| Tenn.   | Blackburn (R) +10.8 | R (Open)    |
| Texas   | Cruz (R) +2.6       | R Cruz      |
| W.Va.   | Manchin (D) +3.2    | D Manchin   |

## Map Key

- Won Dem.
- Won Rep.
- Won Ind.
- Leading Dem.
- Leading Rep.
- Leading Ind.
- ▨ No race

Hover over the map for more information.  
Click on a state to zoom.

# 51 REP – 47 DEM – 2 UNCALLED

Graphic: Washington Post, <https://www.washingtonpost.com/election-results/senate/>



Sources: AP, Mapbox

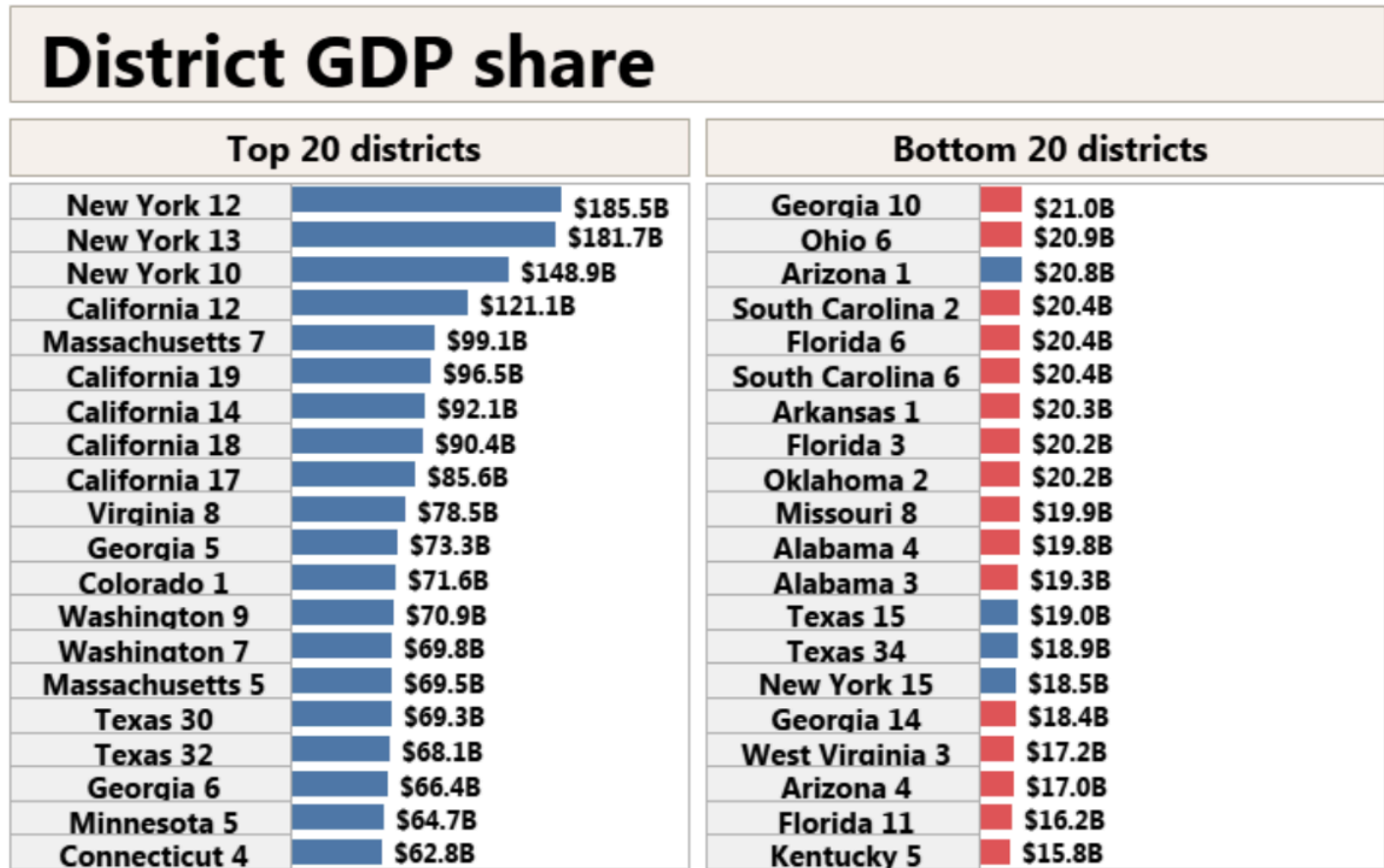
## IS IT A BLUE WAVE?

Nate Silver:

- “With the possibility of +38 this election, this means Dems have gained +45 seats in first two years with Trump (+6 2016, +1 s.e., +38 2018)”
- “First two years of Obama GOP gained net of +43 (-21 2008, +1 s.e., +63 2010)”
- Except FL, Dems won most of the Sen races in swing states: AZ, NV, MI, PA, OH, VA, WI, MN
- 29 Dems won districts that Trump won in 2016
- Democrats will hold about 70 percent of suburban districts across the country, and just 19 percent of rural districts.



# DEMS REPRESENT MODERN ECONOMY/GOP LEFT BEHIND?



SOURCE: Brookings analysis of ACS and Emsi data

Cited in CNBC: <https://www.cnbc.com/2018/11/15/charts-democrats-represent-modern-economy-republicans-left-behind.html>

## NOTABLE RESULTS

- Rep. Barbara Comstock (R-VA), Chair of House Science Research and Education Subcommittee - **lost**
- Rep. Randy Hultgren (R-IL), longtime advocate for Science - **lost**
- Rep. John Culberson (R-TX), Chair of House CJS Subcommittee - **lost**
- Rep. Dana Rohrabacher (R-CA), slated to be ranking on House Sci - **lost**
- Sen. Bill Nelson, (D-FL), ranking on Senate Commerce, Science and Transportation, - **too close to call**

## NOTABLE RESULTS

- Rep. Eddie Bernice Johnson (D-TX), likely next Chair of House Science
- 8 new “STEM” backgrounds in Congress including Jackie Rosen for Senate in NV - computer programmer/ software development
- That makes 18 “STEM” folks (loosely defined)
- Many committee and subcommittee chairs and ranking members are yet to be decided
- Pelosi facing a challenge?

# LIKELY DYNAMICS NEXT CONGRESS

## LIKELY DYNAMICS

- The 2020 Presidential campaign began Nov 7th.
- House will likely be the home of investigations, Senate the home of judicial confirmations
- House Dems likely to push an agenda that demonstrates what they would move given the chance in 2020
  - Knowing full well Senate GOP won't pass
- Hard to imagine bipartisan bills being a high-priority

## LIKELY HOUSE DEM PRIORITIES NEXT CONGRESS

- House Rule changes
  - A return of earmarks? (that might be good)
- Campaign Finance Reform, Election Security Reform
- Dreamers, Gun Control,
- Health Care reform
- Infrastructure
- Rural Broadband expansion
- Data privacy
- Net Neutrality

## POSSIBLE CONGRESSIONAL/WH CCC AREAS OF INTEREST

- AI R&D
- Intelligent Infrastructure
- Quantum Information Science
- Cyber Security R&D
- Sexual Harassment in the Sciences
- K-12 CS Education\*